

SWING

DE: Montageanleitung

CZ: Návod k montáži

ES: instrucciones de montaje

GB: Assembly instructions

NL: Montagehandleiding

FR: Notice de montage

PL: Instrukcja montażu

SK: Návod na montáž

RO: Instrucțiuni de montaj

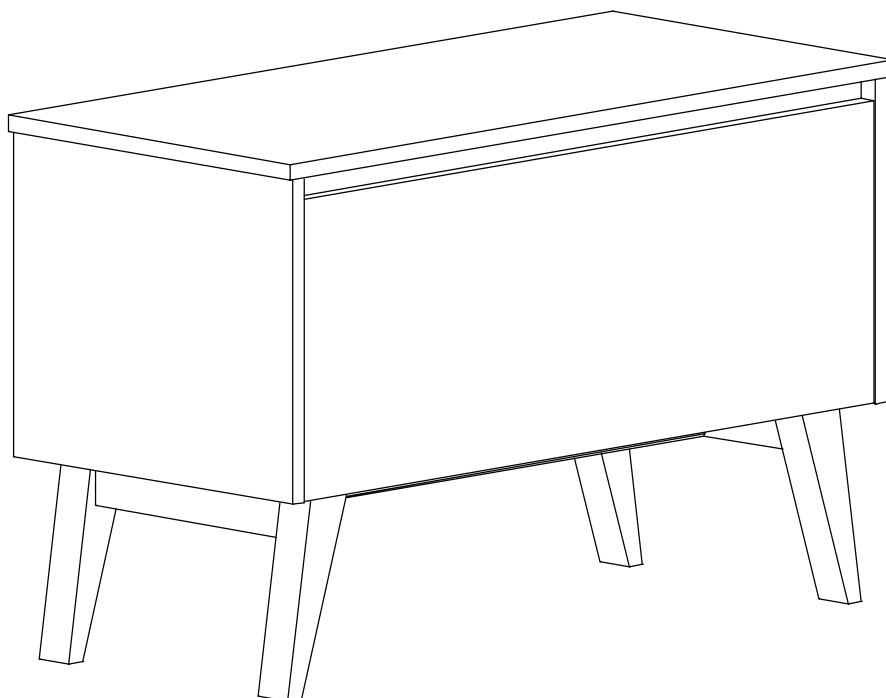
SE: Monteringsanvisningar

UA: Керівництво з монтажу

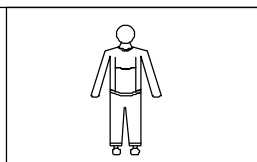
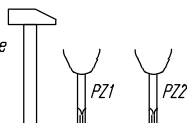
GR: Οδηγίες συναρμολόγησης

SI: Navodila za montažo

HR: Upute za montažu



Narzędzia
Tools required
Outils nécessaires
Werkzeuge
Delovno orodje
Alat



Ostrzeżenie! Nie pozostawiać dzieci bez opieki w pobliżu mebli podczas montażu. Małe części, niebezpieczeństwo uduszenia.

Warning! Do not leave children unattended near furniture during installation. Small parts, the danger of suffocation.

Achtung! Lassen Sie Kinder nicht unbeaufsichtigt in der Nähe von Möbel während der Installation. Kleine Teile, die Gefahr des Erstickens.

Attention! Ne laissez pas les enfants sans surveillance à proximité des meubles lors de leur montage. Les petites pièces peuvent présenter un risque de suffocation.

Opozorilo! Otroka ne puščajte brez nadzora staršev med montažo.



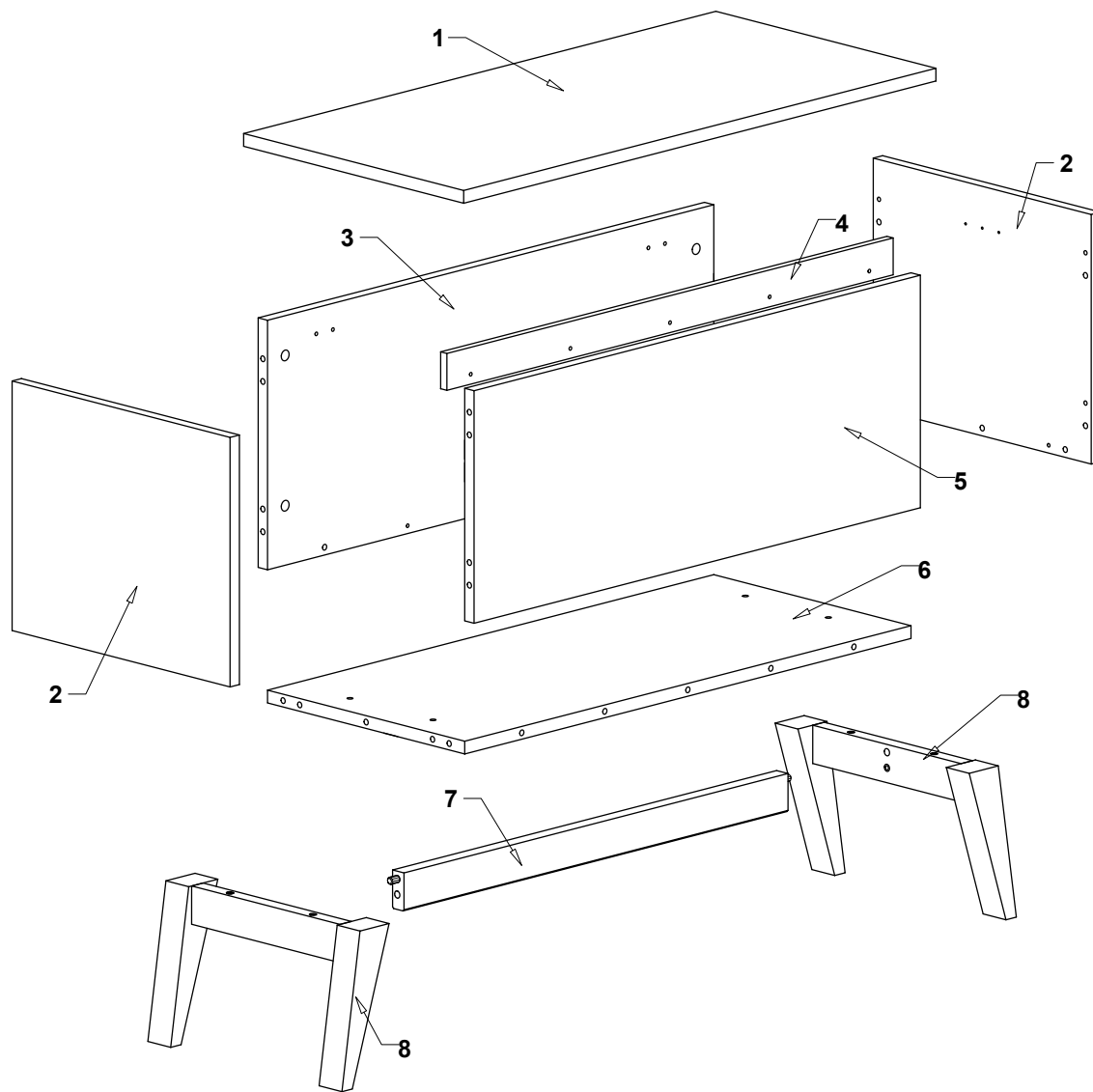
Upozorenje! Dijete ne puštajte bez nadzora roditelja tijekom montaže.

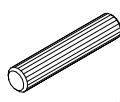
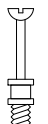



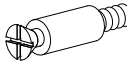
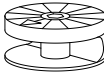






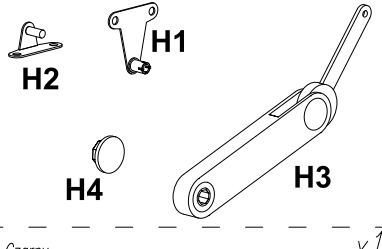
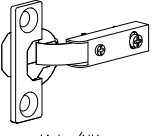
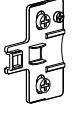

Colli 1/1:

- Nr 1 -x1
- Nr 2 -x2
- Nr 3 -x1
- Nr 4 -x1
- Nr 5 -x1
- Nr 6 -x1
- Nr 7 -x1
- Nr AI -x1
- Nr FIT -x1

Colli 2/2:

- Nr 8 -x2



<p>A</p>  <p>∅8x40 x20</p>	<p>B</p>  <p>L34/St x16</p>	<p>C</p>  <p>∅15/16 x16</p>	<p>D</p>  <p>M6x35 x4</p>	<p>E</p>  <p>∅3,5x25 x5</p>	<p>F</p>  <p>MAXI M6 x2</p>	<p>G</p>  <p>MAXI FIX x2</p>
<p>J</p>  <p>∅17 białe x8</p>	<p>K</p>  <p>L-40mm x4</p>	<p>Sil</p>  <p>7x1,5 1x2</p>	<p>LOGO</p>  <p>www.pinio.com.pl x1</p>	<p>SW4</p>  <p>x1</p>	<p>SW6</p>  <p>x1</p>	
<p>H1, H2, H3, H4</p>  <p>Czarny x1</p>				<p>X1</p>  <p>Met+/NK x2</p>	<p>X2</p>  <p>Met+/HO x2</p>	<p>X3</p>  <p>∅4,0x16 x8</p>

